

Rockford Corporation offers a limited warranty on all CrimeStopper products as detailed below and on the following terms:

ALL SAFETY PRODUCTS

Length Of Warranty - 3 Year

SECURITY AND REMOTE START PRODUCTS

Length Of Warranty

Limited Lifetime, CrimeStopper will repair or replace defective modules with a comparable new or refurbished module during reasonable usage and the lifetime of the vehicle in which it is originally installed provided that the module is returned to Rockford, shipping pre-paid and accompanied by a legible copy of the original sales receipt from the authorized dealer containing; the consumer's name, authorized dealer's name, date of purchase, item or sku number, product description, and the year make and model of the vehicle in which it is installed. The additional componentry of the system, including but not limited to remotes, antennas and harnesses, are covered by a one year warranty from the date of original purchase. Products received for repair or replacement without proof of purchase from an authorized dealer will be denied.

WHAT IS COVERED

This warranty applies only to CrimeStopper products sold to consumers by authorized CrimeStopper dealers in the United States of America Products purchased by consumers from an Authorized CrimeStopper Dealer in any other country are covered only by that country's Distributor and not by Rockford Corporation.

WHO IS COVERED

This warranty covers only the original purchaser of CrimeStopper product purchased from an authorized CrimeStopper dealer. In order to receive service, the purchaser must provide Rockford Corporation with a copy of the original sales receipt stating the customer name, dealer name, product purchased and date of purchase. Products found to be defective during the warranty period will be repaired or replaced with a product deemed to be equivalent at Rockford's sole discretion.

WHAT IS NOT COVERED

- Damage caused by accident, abuse, improper installation, operations, water, and theft
- Any cost or expense related to the removal or reinstallation of product
- Any product which has had the serial number defaced, altered, or removed
- Subsequent damage to other components
- Any product not purchased from an authorized CrimeStopper dealer

LIMIT ON IMPLIED WARRANTIES

Any implied warranties including warranties of fitness for use and merchantability are limited in duration to the period of the express warranty set forth above. Some states do not allow limitations on the length of an implied warranty, so this limitation may not apply. No person is authorized to assume for Rockford Corporation any other liability in connection with the sale of the product.

HOW TO OBTAIN SERVICE

Please call 1-800-998-6880 for Rockford Customer Service. You must obtain an RA# (Return Authorization number) to return any product to Rockford Corporation. You are responsible for shipment of product to Rockford. cs.support@rockfordcorp.com

Screen Size Dimensions de l'écran Tamaño de la pantalla	4.3" (10.9cm)
Display Resolution Résolution d'affichage Resolución de la pantalla	480(H) X 272(V)
Operating Voltage Tension de fonctionnement Voltaje de funcionamiento	10-16 Volts 10/-16 volts 10 a 16 voltios
Current Draw Appel de courant Consumo de corriente	0.3A
Video Signal Signal vidéo Señal de video	PAL/AUTO/NTSC

Rear View Mirror

MIR-APL

CONGRATULATIONS on your choice of a CrimeStopper Rear view mirror with Active Parking Lines. This booklet contains all the necessary information for installing your rear view mirror. If any questions should arise, contact your installation facility or check out the Knowledge Base at www.crimestopper.com.

CRIMESTOPPER

SAFETY & SECURITY

MIR-APL

Remote Control for MIR-ACT Télécommande pour MIR-ACT Control remoto para MIR-ACT

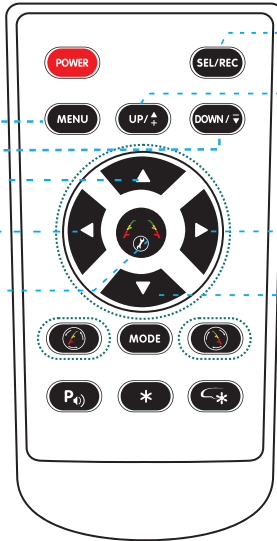
Enter picture menu
Entrar menú imágenes
Entrar en el menú de imágenes

Menu value down
Reducir el valor del menú
Reducir el valor del menú

Guide line up
Ligne de guidage vers le haut
Subir la línea de guía

Guide line left
Ligne de guidage vers la gauche
Línea de guía hacia la izquierda

Guide line adjustment
Ajustement de la ligne de guidage
Ajuste de la línea de guía



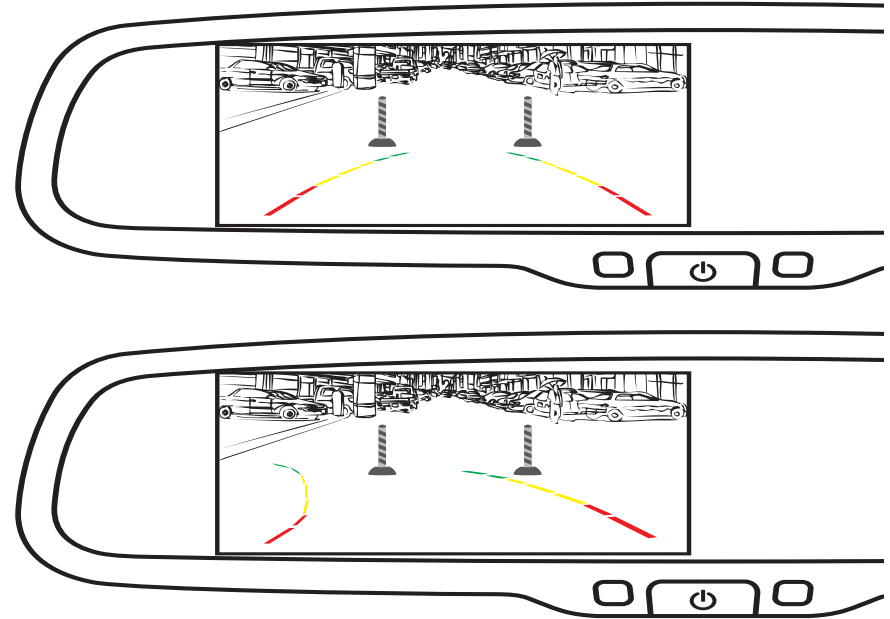
Menu item select
Sélectionner élément de menu
Selección del elemento de menú

Menu value up
Valeur de menu vers le haut
Aumentar el valor del menú

Guide line right
Ligne de guidage vers la droite
Línea de guía hacia la derecha

Guide line down
Ligne de guidage vers le bas
Línea de guía hacia abajo

Standard lines VS. Active lines
Lignes standard VS. Lignes actives
Líneas estándar VS. Líneas activas



GND - Vehicle Ground -BLACK

ACC+ - Vehicle 12V Accessory -RED

Camera - 12V trigger input for reverse camera - PURPLE

Camera - Camera video input

Video 1 in - Video input for Video 1(Auto sensing ON)

GND - Terre du véhicule -NOIR

ACC+ - Accessoire de véhicule 12V -ROUGE

Camera - 12V trigger input for reverse camera - PURPLE

Caméra - Entrée vidéo caméra

Vidéo 1 in - Entrée vidéo pour Vidéo 1(Auto-détection ON)

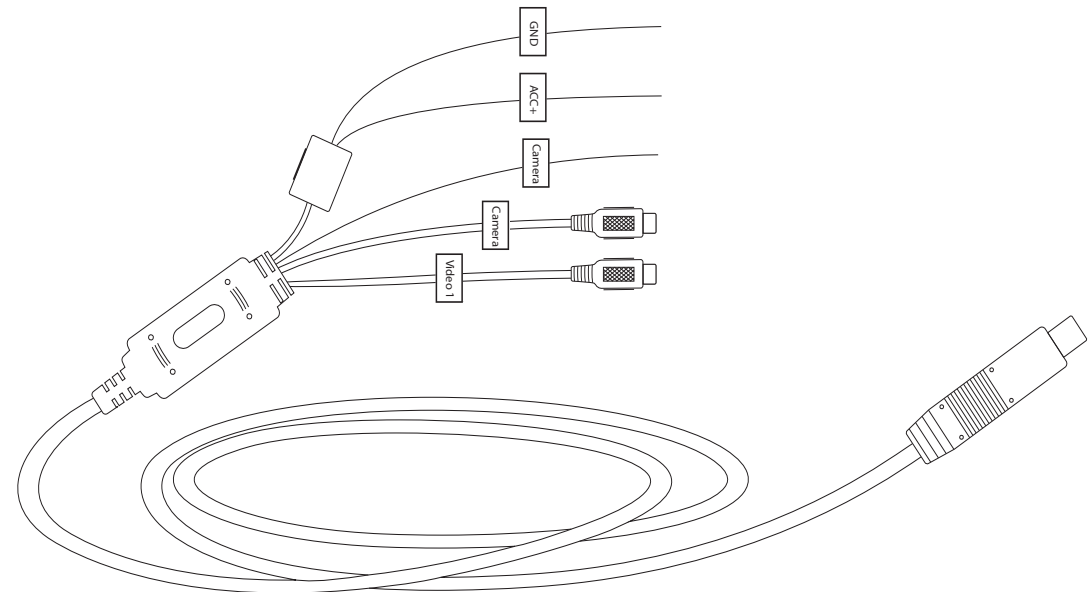
GND - Tierra del vehículo -NEGRO

ACC+ - Accesorio de 12V del vehículo - ROJO

Camera - Entrada de disparo de 12V para la cámara de marcha atrás - PURPURA

Camera - Entrada de video de la cámara

Video 1 in - Entrada de video para Video 1(Detección automática ENCENDIDA (ON))



WIRING DIAGRAM